

# 360° Combi Crushers

## CK Series

For carriers from 7 to 50 tons



### 360° Combi Crushers CK Series

Rotating 360° Crusher for primary, secondary and selected demolition with FAST JAWS CHANGE SYSTEM.

With 5 available jaws the change system is fully hydraulic and semi-automatic to guarantee versatility and safety, without losing power and speed.

The CK attachment allows you to do every kind of demolition:

- Primary Demolition: to separate or reduce in smaller scraps what has been already demolished
- Secondary Demolition: where it will be necessary to extract and recuperate elements or precious components ( copper, aluminum, iron, steel, wood...) or for the drainage of area of environmental impact in which the presence of toxic, inflammable and contaminating materials.

360° Combi Crushers - CK Series

Models		CK07	CK14	CK21	CK28	CK36
Rotation	°	360	360	360	360	360
Rotation Flow	l/min	5 / 8	20 / 30	20 / 30	20 / 30	40 / 50
Rotation Pressure	bar	120	120	120	120	120
Open / Close Flow	l/min	70 / 90	110 / 160	170 / 210	200 / 250	300 / 400
Open / Close pressure	bar	230 / 350	350	350	350	350
Weight	kg	485	905	1224	1555	2090
Excavator Weight	t	7 / 13	13 / 21	18 / 27	26 / 35	35 / 50

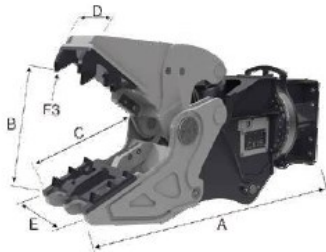
For dimensions and specifications, see the back of this page



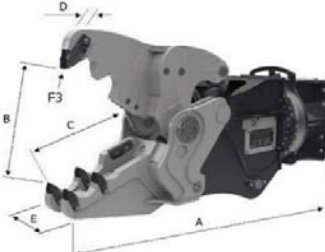
# 360° Combi Crushers - CK Series

## Specifications and Dimensions

"P" PULVERIZER JAWS



"D" DEMOLITION JAWS



"CH" JAWS

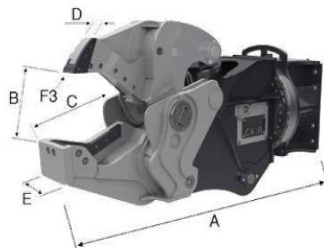


Models		CK07	CK14	CK21	CK28	CK36
A	mm	1620	1995	2088	2378	2585
B	mm	535	720	780	890	980
C	mm	525	730	780	880	930
D	mm	170	260	260	300	340
E	mm	290	380	380	420	470
Blade Length	mm	85	150	200	200	200
F3	t	32/45	65	80	105	120
Total Weight	kg	766	1550	2111	2745	3760
Weight	kg	281	645	887	1190	1670
	mm	20	30	35	40	50

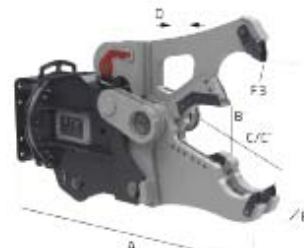
Models		CK07	CK14	CK21	CK28	CK36
A	mm	1595	1994	2074	2356	2555
B	mm	520	717	780	865	957
C	mm	500	700	760	810	910
D	mm	50	70	70	80	90
E	mm	190	240	240	270	300
Blade Length	mm	200	200	200	200	200
F3	t	32/45	65	80	105	120
Total Weight	kg	710	1504	2066	2650	3615
Weight	kg	225	599	842	1095	1525
	mm	20	30	35	40	50

Models		CK07	CK14	CK21	CK28	CK36
A	mm	1575	1954	2063	2365	2590
B / B1	mm	350	620/410	755/550	843/690	935/775
C/C1	mm	430	630/410	677/470	795/593	870/610
D	mm	195	70/222	70/262	80/292	90/320
E	mm	300	350	390	440	490
F3	t	40/60	70	85	110	120
Total Weight	kg	772	1601	2180	2862	3910
Weight	kg	287	696	956	1307	1820
	mm	20	30	35	40	50

"S" STEEL JAWS



"R" COMBI JAWS



Models		CK07	CK14	CK21	CK28	CK36
A	mm	1475	1826	1853	2134	2350
B	mm	265	392	392	490	555
C	mm	335	493	493	600	560
D	mm	90	105	105	120	120
E	mm	260	280	300	380	415
F3	t	45/65	90	115	140	160
Total Weight	kg	730	1502	2027	2640	3610
Weight	kg	245	597	803	1085	1520
	mm	30	40	50	60	70
	mm	6	10	12	15	20
	mm	120	180	270	330	360
	mm	/	140	200	240	260

Models		CK07	CK14	CK21	CK28	CK36
A	mm	1595	1994	2070	2460	2555
B / B1	mm	530/265	717/338	780/358	861/440	957/470
C/C1	mm	480/280	700/340	760/340	810/430	910/430
D	mm	60	70	70	90	110
E	mm	230	260	260	340	370
Blade Length	mm	280	340	340	430	430
F3	t	32/45	65	80	105	120
Total Weight	kg	767	1570	2113	2772	3770
Weight	kg	282	665	889	1217	1700
	mm	25	30	35	40	50
	mm	100	160	240	270	330
	mm	/	120	180	200	240

Canada: 3421 Industriel Blvd / Laval, QC / H7L 4S3 / 1-888-663-8122 / 450-663-8122 / FAX 450-663-6797  
 1711 Rte de l'Aéroport #4 / L'Ancienne Lorette, Qc / G2G 2P4 / 418-877-5557 / FAX 450-877-1886  
 1-28 Steve Fonyo Dr. / Kingston, On / K7M 8N9 / 613-542-1500 / FAX 613-542-1505  
 e-mail: [tramac@tramac.com](mailto:tramac@tramac.com) <http://www.tramac.com>

